

SM5 MODULE OF LOGIC INPUTS

FEATURES:



- Adjoined information about the operating machine state to monitoring systems and PLC
- 8 relay logic inputs read out through RS-485/Modbus
- Fixing on a TS35 rail
- Signaling of input states on LED diodes
- Configuration through the free LPConfig software.


INPUTS:



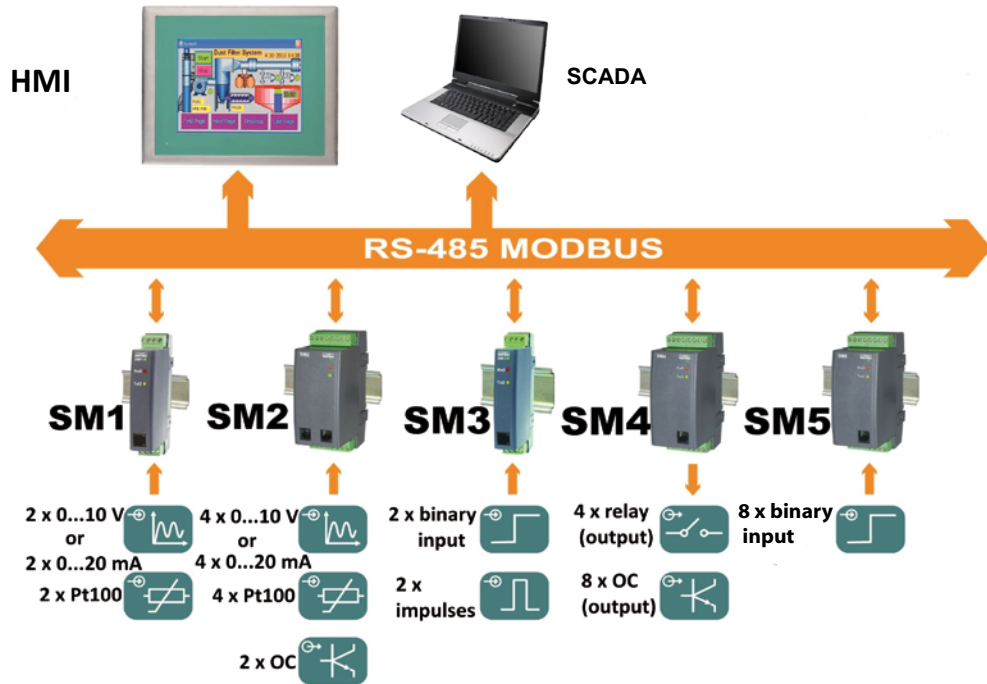
OUTPUTS:

RS
485

GALVANIC ISOLATION:



EXAMPLE OF APPLICATION



EXTERNAL FEATURES

Overall dimensions	45 x 120 x 100 mm	
Weight	< 0.25 kg	
Protection grade	IP40	from terminal side: IP20

DIGITAL INTERFACE

Interface type	Transmission protocol	Modes	Baud rate
RS-485	Modbus RTU	8N2,8E1,8O1,8N1	2400; 4800; 9600; 19.2 k;
	Modbus ASCII	8N1, 7E1, 7O1	38.4 k, 57.6 k, 115 k bit/s

INPUTS

Input type	Range	
Logic	0 logic - open input; 1 logic - shorted input	

OUTPUTS

Output type	Properties	Remarks
Digital interface	RS - 485	Modbus ASCII/RTU

RATED OPERATING CONDITIONS

Supply voltage	85...253 V a.c./d.c. (40...400 Hz) or d.c. 20...50 V a.c./d.c. (40...400 Hz) or d.c.	Input power: ≤ 4 VA
Temperature	ambient: -10...23...55°C	
Relative humidity	< 95%	
Operating position	on a TS35 rail	
External magnetic field	< 400 A/m	

Export department:
+48 68 45 75 130
e-mail: export@lumel.com.pl

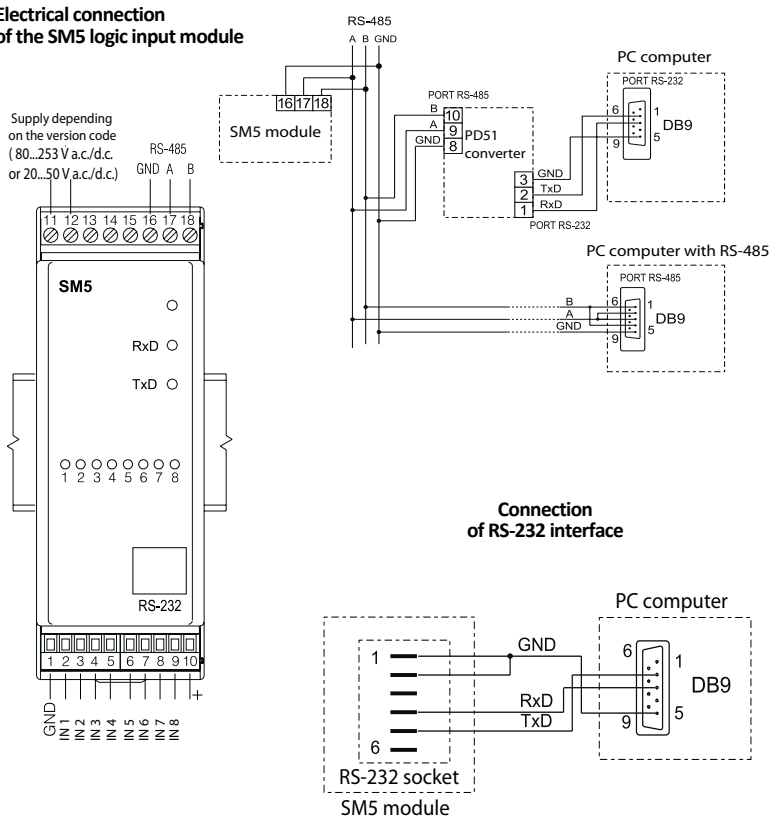
LUMEL S.A.
ul. Słubiczka 4
65-127 Zielona Góra
POLAND
WWW.LUMEL.COM.PL

SAFETY AND COMPABILITY REQUIREMENTS

Electromagnetic compatibility	Noise immunity	acc. to EN 61000-6-2
	Noise emissions	acc. to EN 61000-6-4
Isolation between circuits		acc. to EN 61010-1
Pollution level	2	
Installation category	III	
Maximum phase-to-earth operating voltage	Supply: 300 V, input 50 V, Output: 50 V	
Altitude a.s.l.	2000 m	

CONNECTION DIAGRAMS

Electrical connection of the SM5 logic input module



Description of logic input module leads.

Terminal No	Terminal description
1	GND line of logic inputs
2	IN 1 line - input no 1
3	IN 2 line - input no 2
4	IN 3 line - input no 3
5	IN 4 line - input no 4
6	IN 5 line - input no 5
7	IN 6 line - input no 6
8	IN 7 line - input no 7
9	IN 8 line - input no 8
10	Line 5 V d.c.
11,12	Lines of module supply
13...15	Not used
16	GND RS-485 line with optoisolation
17	Line A of RS-485 interface with optoisolation
18	Line B of RS-485 interface with optoisolation

ORDERING

Module of logic inputs - SM5	X	XX	X
Supply:			
85...253 V a.c./d.c.	1		
20...50 V a.c./d.c.	2		
Version:			
standard		00	
custom-made*		XX	
Acceptance tests:			
without additional quality inspection requirements			8
with an extra quality inspection certificate			7
acc.to customers request *			X

* after agreeing with the manufacturer

Ordering example:

The code **SM5 - 1 00 7** means:

SM5 - module of SM5 type

1 - supply voltage: 85...253 V a.c./d.c.

00 - standard version

7 - with an extra quality inspection certificate

For more information about LUMEL's products please visit our website:
www.lumel.com.pl

Export department:
+48 68 45 75 130
e-mail: export@lumel.com.pl

LUMEL S.A.
ul. Słubicka 4
65-127 Zielona Góra
POLAND
WWW.LUMEL.COM.PL